
























# Year 5/6 Reading and Writing Spine Cycle A


















	Term 1	Term 2	Term 3	Term 4	Term 5	Term 6
Writing Books 	Place Value of Punctuation and Grammar					
Writing Genre 		police report  diary entry  newspaper article	letter	setting description  poetry	non-chronological report	Newspaper report  Character description
Grammar Starter focus 	<ul style="list-style-type: none"> <li>Capital letter and full stops</li> <li>question, command, statement, exclamation</li> <li>standard english</li> <li>identify the subject and object in a sentence</li> <li>write a synonym and an antonym for words</li> <li>circle two words that are synonyms</li> </ul>	<ul style="list-style-type: none"> <li>change sentence from active to passive</li> <li>add a semi-colon into a sentence</li> <li>add a colon into a sentence</li> <li>change sentence from passive to active</li> <li>add a dash into a sentence</li> </ul>	<ul style="list-style-type: none"> <li>add semicolons into a list</li> <li>formal or informal?</li> <li>add in hyphens</li> <li>changing tenses</li> <li>identify whether underlined word is used as an adverb or adjective</li> </ul>	<ul style="list-style-type: none"> <li>write a sentence using words as a noun and as a verb</li> <li>word classes</li> <li>identify verb form</li> <li>main or subordinate clause</li> <li>contractions and expanded form</li> </ul>	<ul style="list-style-type: none"> <li>circle different word classes</li> <li>insert missing punctuation</li> <li>word families</li> </ul>	<ul style="list-style-type: none"> <li>phrases or clauses?</li> </ul>
Reading Books 						
OTTER books 						

\*Non-fiction reading is supplemented with Grammarsaurus




Learning, growing, achieving...Our journey together with God.

# Year 5/6 Reading and Writing Spine Cycle B

	Term 1	Term 2	Term 3	Term 4	Term 5	Term 6
Writing Books 	Place Value of Punctuation and Grammar					
Writing Genre 		Narrativ  non-chronological report	Instructions Narrative	Letter Suspense narrative	settings writing from a viewpoint	balanced argument Character description
Grammar Starter focus 	<ul style="list-style-type: none"> <li>Capital letter and full stops</li> <li>question, command, statement, exclamation</li> <li>standard english</li> <li>identify the subject and object in a sentence</li> <li>write a synonym and an antonym for words</li> <li>circle two words that are synonyms</li> </ul>	<ul style="list-style-type: none"> <li>change sentence from active to passive</li> <li>add a semi-colon into a sentence</li> <li>add a colon into a sentence</li> <li>change sentence from passive to active</li> <li>add a dash into a sentence</li> </ul>	<ul style="list-style-type: none"> <li>add semicolons into a list formal or informal?</li> <li>add in hyphens</li> <li>changing tenses</li> <li>identify whether underlined word is used as an adverb or adjective</li> </ul>	<ul style="list-style-type: none"> <li>write a sentence using words as a noun and as a verb</li> <li>word classes</li> <li>identify verb form</li> <li>main or subordinate clause</li> <li>contractions and expanded form</li> </ul>	<ul style="list-style-type: none"> <li>circle different word classes</li> <li>insert missing punctuation</li> <li>word families</li> </ul>	<ul style="list-style-type: none"> <li>phrases or clauses?</li> </ul>
Reading Books 						
OTTER books 						

\*Non-fiction reading is supplemented with Grammarsaurus




Learning, growing, achieving...Our journey together with God.



# Year 3/4 Reading and Writing Spine Cycle A

	Term 1	Term 2	Term 3	Term 4	Term 5	Term 6
Writing Books	Place Value of Punctuation and Grammar					
Writing Genre		instructions  narrative	figurative language  setting description	fact file	narrative  recount	informal letter  diary
Grammar Starter focus	<ul style="list-style-type: none"> <li>correct capital letters a or an</li> <li>add a correct conjunction forming the past tense</li> </ul>	<ul style="list-style-type: none"> <li>change the simple past to the present perfect</li> <li>add in a correct preposition (before, after, during, in, at, on)</li> <li>add inverted commas</li> </ul>	<ul style="list-style-type: none"> <li>identify the conjunctions simple past or present perfect</li> <li>underline the coordinating conjunctions in each sentence</li> <li>underline the subordinating conjunctions in each sentence</li> <li>underline the prepositions in a sentence</li> </ul>	<ul style="list-style-type: none"> <li>underline the adverbs</li> <li>word class of underline word</li> <li>underline the subordinate clause</li> <li>underline the main clause</li> </ul>	<ul style="list-style-type: none"> <li>IS the main or the subordinate clause underlined</li> <li>apostrophes for singular possession</li> <li>apostrophes for contraction</li> <li>add in inverted commas</li> <li>change simple past to past perfect</li> </ul>	<ul style="list-style-type: none"> <li>change verbs to past perfect and present perfect</li> <li>word class of underline word</li> <li>add in missing speech punctuation</li> <li>verb inflections</li> <li>apostrophes for singular for plural possession</li> </ul>
Reading Books						
OTTER books 						




Learning, growing, achieving...Our journey together with God.



# Year 3/4 Reading and Writing Spine Cycle B


	Term 1	Term 2	Term 3	Term 4	Term 5	Term 6
Writing Books 	Place Value of Punctuation and Grammar					
Writing Genre 		non-chronological report  narrative	character description (lost poster)  persuasion	Poetry (CLIPPa sequence)	narrative  playscript	non-chronological report  newspaper report
Grammar Starter focus 	<ul style="list-style-type: none"> <li>correct capital letters a or an</li> <li>add a correct conjunction forming the past tense</li> </ul>	<ul style="list-style-type: none"> <li>change the simple past to the present perfect</li> <li>add in a correct preposition (before, after, during, in, at, on)</li> <li>add inverted commas</li> </ul>	<ul style="list-style-type: none"> <li>identify the conjunctions simple past or present perfect</li> <li>underline the coordinating conjunctions in each sentence</li> <li>underline the subordinating conjunctions in each sentence</li> <li>underline the prepositions in a sentence</li> </ul>	<ul style="list-style-type: none"> <li>underline the adverbs</li> <li>word class of underline word</li> <li>underline the subordinate clause</li> <li>underline the main clause</li> </ul>	<ul style="list-style-type: none"> <li>IS the main or the subordinate clause underlined</li> <li>apostrophes for singular possession</li> <li>apostrophes for contraction</li> <li>add in inverted commas</li> <li>change simple past to past perfect</li> </ul>	<ul style="list-style-type: none"> <li>change verbs to past perfect and present perfect</li> <li>word class of underline word</li> <li>add in missing speech punctuation verb inflections</li> <li>apostrophes for singular for plural possession</li> </ul>
Reading Books 						
OTTER books 						




Learning, growing, achieving...Our journey together with God.



# Year 1/2 Reading and Writing Spine Cycle B

	Term 1	Term 2	Term 3	Term 4	Term 5	Term 6
Writing Books	Place Value of Punctuation and Grammar					
Writing Genre		instructions narrative (retelling)	non-chronological report letter	Poetry (CLIPPA teaching sequence)	non-chronological report character description	retelling letter
Grammar Starter focus	<ul style="list-style-type: none"> <li>add capital letters and full stops</li> <li>identify whether each sentence is in the past or present</li> <li>identify the nouns</li> <li>choose . ? ! to end the sentences</li> <li>identify the adjectives</li> </ul>	<ul style="list-style-type: none"> <li>circle two words that need a capital letter</li> <li>identify statement, question, exclamation, command</li> <li>change from simple present to simple past</li> <li>add the correct coordination</li> </ul>	<ul style="list-style-type: none"> <li>change to past progressive</li> <li>add the correct word in (when, if, that, because)</li> <li>identify the verbs</li> <li>change to present progressive</li> <li>identify the adverbs</li> </ul>	<ul style="list-style-type: none"> <li>what word class is underlined?</li> <li>add a suffix to the word to change it to an adverb</li> <li>rearrange words to make a question</li> <li>apostrophes for possession</li> </ul>	<ul style="list-style-type: none"> <li>commas in a list</li> <li>tick to show whether each noun is singular or plural</li> <li>apostrophes for contraction</li> <li>add ness or ment to form nouns</li> </ul>	<ul style="list-style-type: none"> <li>underline the expanded noun phrase</li> <li>add ful and less to form adjectives</li> <li>insert apostrophes (contraction and possession)</li> <li>circle one word to show that the sentence is in the past tense</li> </ul>
Reading Books	 	  	  	  	 	
OTTER books 						

+



Learning, growing, achieving...Our journey together with God.

